

# CARRY DECK CRANES

## 1725-22SE /D

MAX LIFTING CAPACITY: 10.000 kg

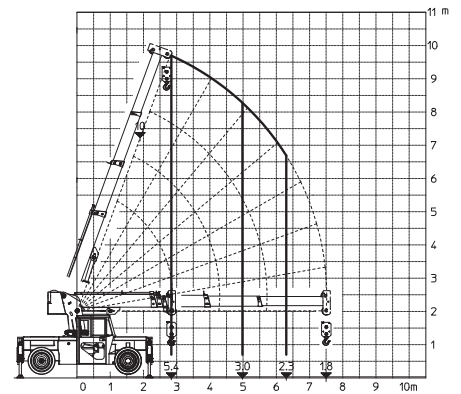
POWER SOURCE: electric/diesel

WEIGHT: 11.500 kg

HEIGHT: 2.530 mm

LENGTH: 4.050 mm

WIDTH: 1.824 mm



## 1725-36SE /D

MAX LIFTING CAPACITY: 16.000 kg

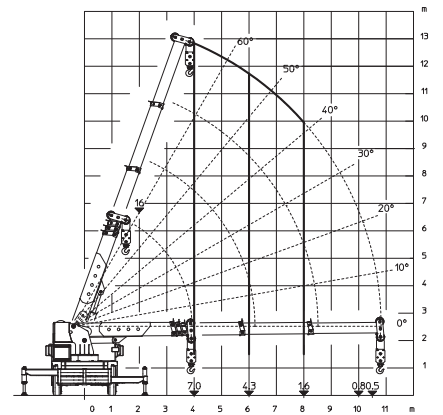
POWER SOURCE: electric/diesel

WEIGHT: 15.200 kg

HEIGHT: 2.846 mm

LENGTH: 4.600 mm

WIDTH: 2.683 mm



## 1725-48SE

MAX LIFTING CAPACITY: 22.000 kg

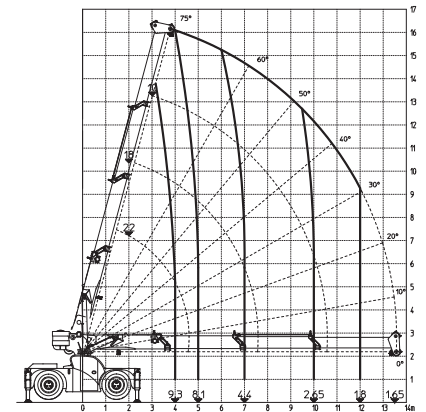
POWER SOURCE: electric

WEIGHT: 24.000 kg

HEIGHT: 2.991 mm

LENGTH: 4.950 mm

WIDTH: 2.450 mm



## 1725-48SD

MAX LIFTING CAPACITY: 22.000 kg

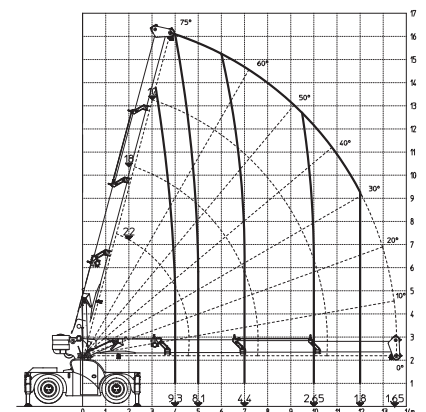
POWER SOURCE: diesel

WEIGHT: 24.000 kg

HEIGHT: 2.991 mm

LENGTH: 4.950 mm

WIDTH: 2.450 mm



The reported values may vary depending on the configuration of the machine, at any moment and without notice



MANITEX VALLA SRL  
Via Leonardo da Vinci 12  
29016 - Cortemaggiore (PC) - ITALY

|  |                                     |
|--|-------------------------------------|
|               | <b>SCHULER &amp;<br/>SCHULER AG</b> |
| HEBE - UND TRANSPORTTECHNIK  |                                     |
| CH-6405 Immensee (SZ) <a href="mailto:contact@schuler-schuler.ch">contact@schuler-schuler.ch</a> |                                     |
| Telefon +41 41 854 7000    Telefax +41 41 854 7001   |                                     |
| <a href="http://www.schuler-schuler.ch">www.schuler-schuler.ch</a>                               |                                     |



Valla

**Valla**  
MANITEX

PRODUCT RANGE

# LIGHT CRANES

## 20E-TRX / D-TRX

MAX LIFTING CAPACITY: 2.000 kg

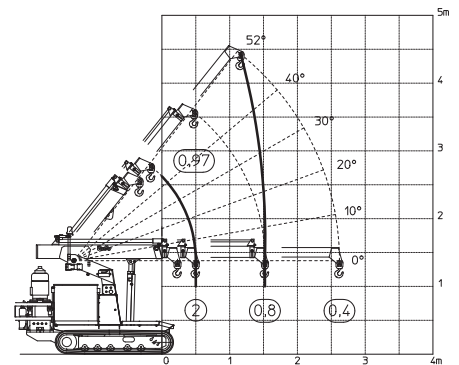
POWER SOURCE: electric/diesel

WEIGHT: 2.100 kg

HEIGHT: 1.760 mm

LENGTH: 2.285 mm

WIDTH: 950 mm



## 20SD-TRX

MAX LIFTING CAPACITY: 2.000 kg

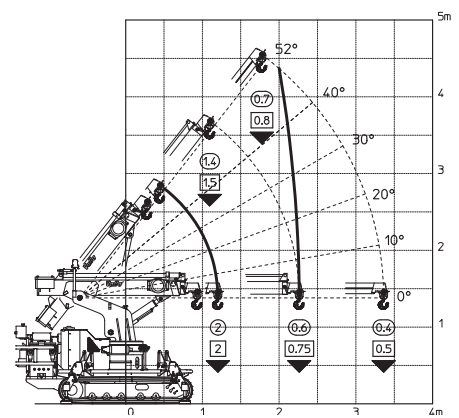
POWER SOURCE: diesel

WEIGHT: 2.100 kg

HEIGHT: 1.879 mm

LENGTH: 2.400 mm

WIDTH: 950 mm



## 25E\*

MAX LIFTING CAPACITY: 2.500 kg

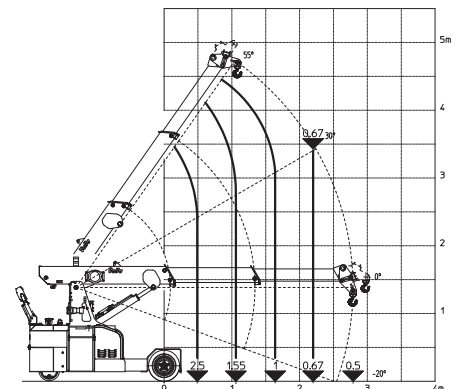
POWER SOURCE: electric

WEIGHT: 2.300 kg

HEIGHT: 1.760 mm

LENGTH: 2.440 mm

WIDTH: 950 mm



\*Also available in the light-weight version, 25EL, with a maximum carrying capacity of 5,040 lbs (2250 kg)

## 35 EVO

MAX LIFTING CAPACITY: 3.500 kg

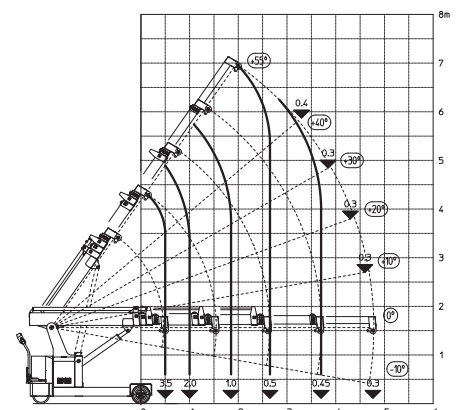
POWER SOURCE: electric

WEIGHT: 2.500 kg

HEIGHT: 1.900 mm

LENGTH: 2.775 mm

WIDTH: 1.195 mm



The reported values may vary depending on the configuration of the machine, at any moment and without notice

# MEDIUM CRANES

## 50E /D

MAX LIFTING CAPACITY: 5.000 kg

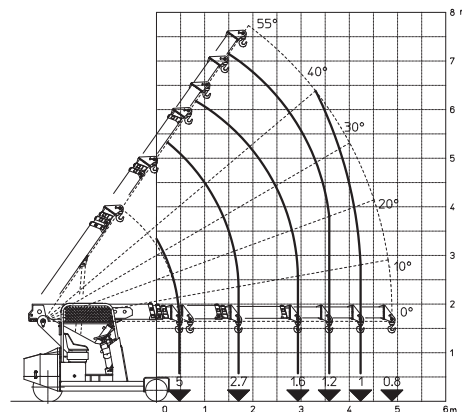
POWER SOURCE: electric/diesel

WEIGHT: 5.500 kg

HEIGHT: 2.000 mm

LENGTH: 3.030 mm

WIDTH: 1.400 mm



## 75E /D

MAX LIFTING CAPACITY: 7.500 kg

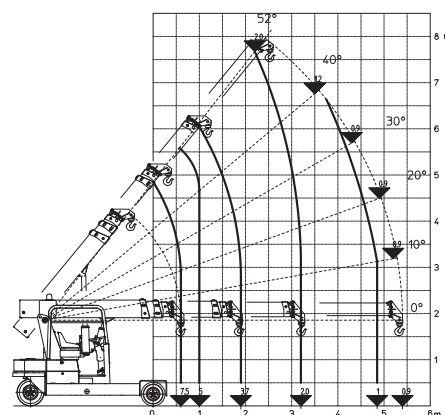
POWER SOURCE: electric/diesel

WEIGHT: 6.100 kg

HEIGHT: 2.290 mm

LENGTH: 3.335 mm

WIDTH: 1.735 mm



## 90E /D

MAX LIFTING CAPACITY: 9.000 kg

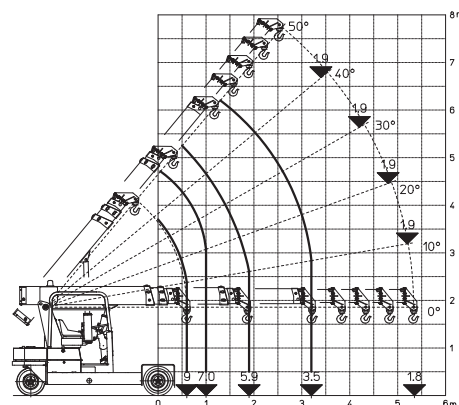
POWER SOURCE: electric/diesel

WEIGHT: 9.000 kg

HEIGHT: 2.321 mm

LENGTH: 3.420 mm

WIDTH: 1.735 mm



## 90D-TRX

MAX LIFTING CAPACITY: 9.000 kg

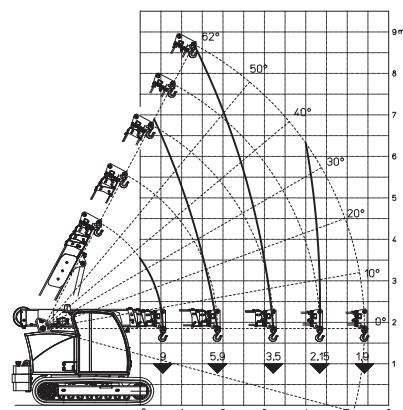
POWER SOURCE: diesel

WEIGHT: 10.200 kg

HEIGHT: 2.300 mm

LENGTH: 3.850 mm

WIDTH: 1.735 mm



The reported values may vary depending on the configuration of the machine, at any moment and without notice

# HEAVY CRANES

## 120E /D

MAX LIFTING CAPACITY: 12.000 kg

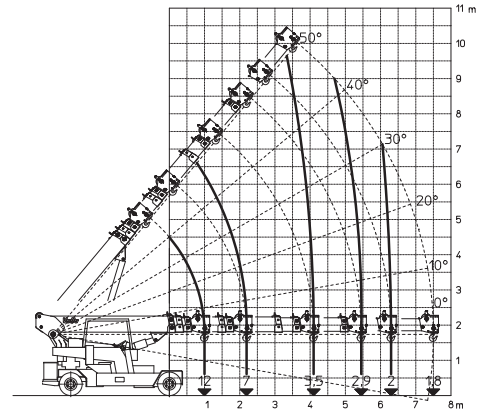
POWER SOURCE: electric/diesel

WEIGHT: 14.000 kg

HEIGHT: 2.363 mm

LENGTH: 3.975 mm

WIDTH: 2.100 mm



## 180E /D

MAX LIFTING CAPACITY: 18.000 kg

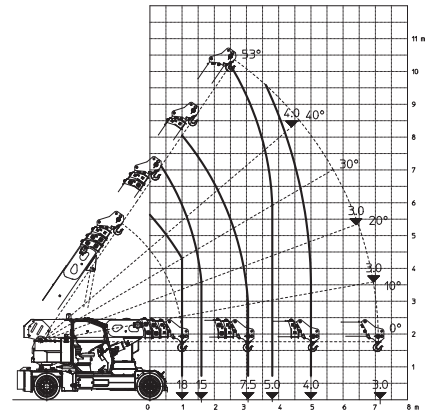
POWER SOURCE: electric/diesel

WEIGHT: 19.000 kg

HEIGHT: 2.485 mm

LENGTH: 4.650 mm

WIDTH: 2.150 mm



## 250E /D

MAX LIFTING CAPACITY: 25.000 kg

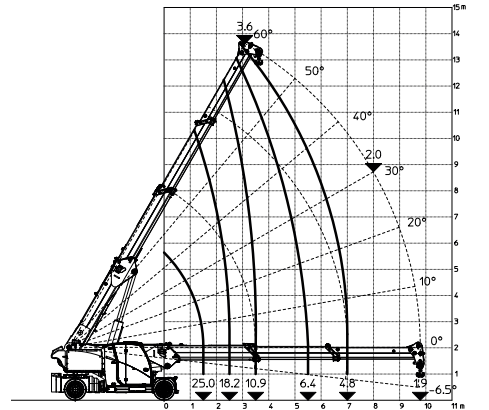
POWER SOURCE: electric/diesel

WEIGHT: 24.200 kg

HEIGHT: 2.219 mm

LENGTH: 4.835 mm

WIDTH: 2.150 mm



## 400E /D

MAX LIFTING CAPACITY: 40.000 kg

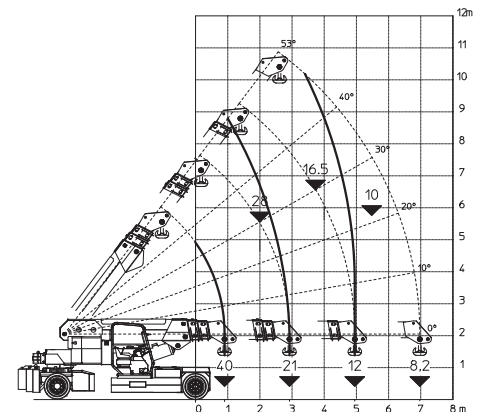
POWER SOURCE: electric/diesel

WEIGHT: 31.000 kg

HEIGHT: 2.530 mm

LENGTH: 5.180 mm

WIDTH: 2.350 mm



The reported values may vary depending on the configuration of the machine, at any moment and without notice